

U70

WINDOWS, DOORS & CONSERVATORIES



QUALITY MADE
COMPOSITE
DOORS
DESIGNED FOR YOU

WWW.U70.CO.UK



Making an Entrance....

The U70 range of Composite Doors has twenty-two styles, many of which have seven choices of colour to the outside and six coloured foiled finishes to the outer frame and cill.

All of the contemporary and traditional designs provide many features along with a vast selection of decorative glazing options which do not compromise the strength, security or weathering performance.

Other major benefits of these doors (when tested by the BSI & BRE) was they proved to be easy to maintain, sustain colour fastness and have a 35 year life expectancy.



Page 3: 2 Panel 2 Angle



Page 4: 2 Panel 1 Arch



Page 4: 2 Panel 4 Square



Page 5: 4 Panel 2 Square



Page 5: 2 Panel 2 Square 1 Arch



Page 6: 6 Panel



Page 6: 4 Panel



Page 6: 4 Panel 1 Arch



Page 7: 2 Panel 2 Arch



Page 7: 4 Panel Sunburst



Page 7: Twin Side



Page 8: 4 Square



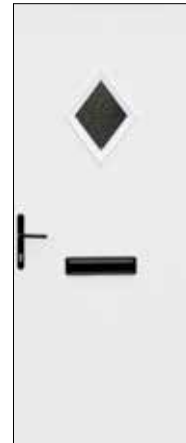
Page 8: 3 Square



Page 8: Solid Cottage



Page 8: 1 Square



Page 8: Diamond



Page 9: 2 Panel 1 Square



Page 9: 2 Panel 2 Square

To create your choice, simply select a door style, the external skin colour and outer frame finish, then decide on the glass effect and finally your furniture requirements **then place an order!**

ALL PRODUCTS ARE FULLY GUARANTEED VIA THE MANUFACTURER WITHIN THE CARE MAINTENANCE AND WARRANTY POLICY.

U70



Page 10: Cottage Half Glaze



Page 10: Circle




Rear Page: 2 Panel 1 Grill



Rear Page: 2 Panel Sunburst

STANDARD GLASS PATTERNS

Not Available with some designs



ALL COLOURS AVAILABLE

White inside only



Most styles can be selected with the choice of seven different external colour grains.

Please check availability guide near to each door design, some only have five choices others have only a white option.

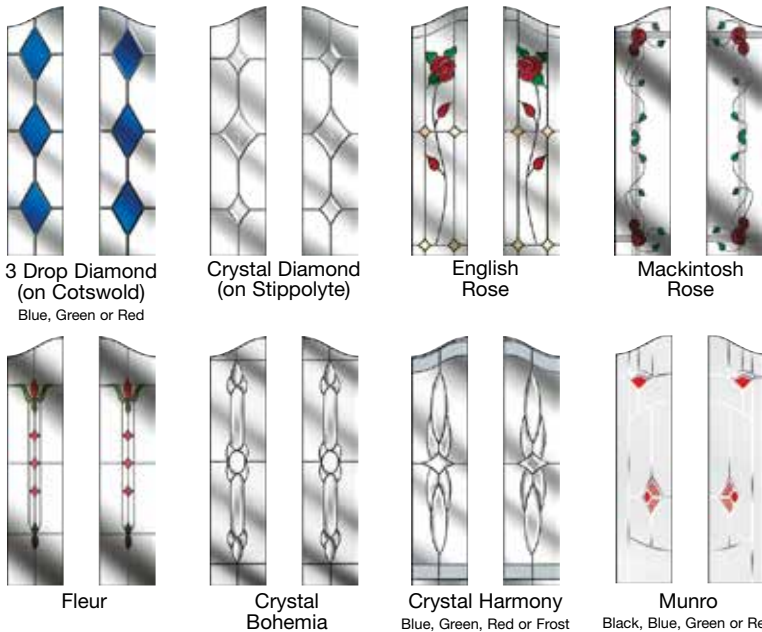


Each door style can be fitted with any of the standard obscure glass patterns or they can be added into the glazing design as a backing pattern. As stated above, not all designs can incorporate an additional glass pattern due to the actual unit construction.



OUTER FRAME COLOURS

Please note the following points :
 The internal White grained door skin does not colour match the White grained outer frame finish. The same applies to the to the Brown/Black grain finish when comparing this colour match with the externally Black grained door leaf.
 Oak & Dark Wood does not match it's relative outer frame colour.



U70

2 Panel 2 Angle



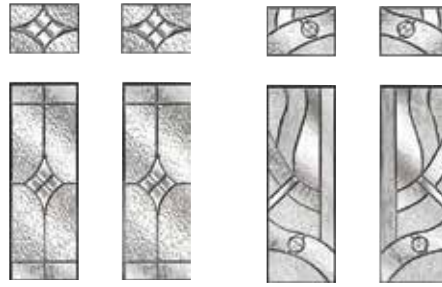


As the image depicts above, most internal door styles are only available in a white finish. Please refer to Page 9 for Oak and Dark Wood finish to internal door leaf.

It is possible to request that the outer frame of the door can be in any of the colours shown overleaf with the colour to both sides.



2 Panel 1 Arch



Zinc Art Elegance
(No Pattern Required)

Zinc Art Abstract
(No Pattern Required)



Brass Art Clarity
(No Pattern Required)



CLOSER VIEW OF OAK GRAIN FINISH



2 Panel 4 Square

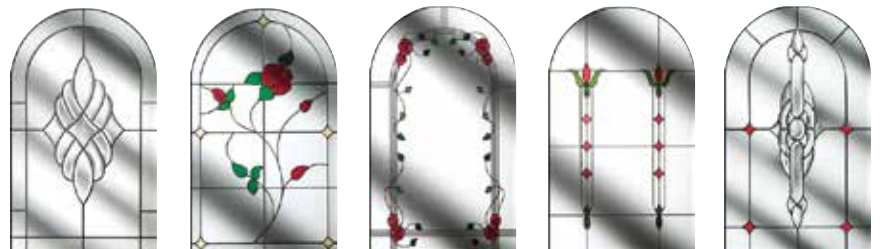
ALL COLOURS AVAILABLE

White inside only



To maintain a traditional appearance most Composite doors are supplied with the choice of either silver or gold milled finish low mobility (PART M) threshold and a coloured matched weather drip bar.

The doors can be installed directly onto a stone step or in conjunction with a PVCu cill.



Crystal Eternity
(on Stippolyte)

English Rose

Mackintosh Rose

Fleur

Crystal Bohemia



Crystal Harmony
Blue, Green, Red or Frost

Munro
Black, Blue, Green or Red

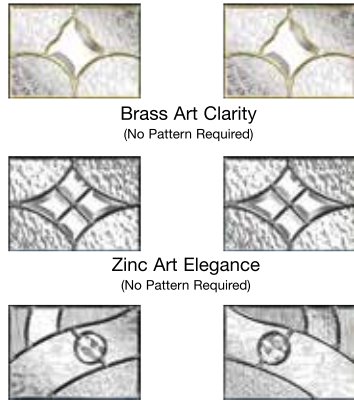
Brass Art Clarity
(No Pattern Required)

Zinc Art Elegance
(No Pattern Required)

Zinc Art Abstract
(No Pattern Required)



4 Panel 2 Square



Brass Art Clarity
(No Pattern Required)

Zinc Art Elegance
(No Pattern Required)

Zinc Art Abstract
(No Pattern Required)

High quality hardware fitted as standard, other colours available - Chrome & Black



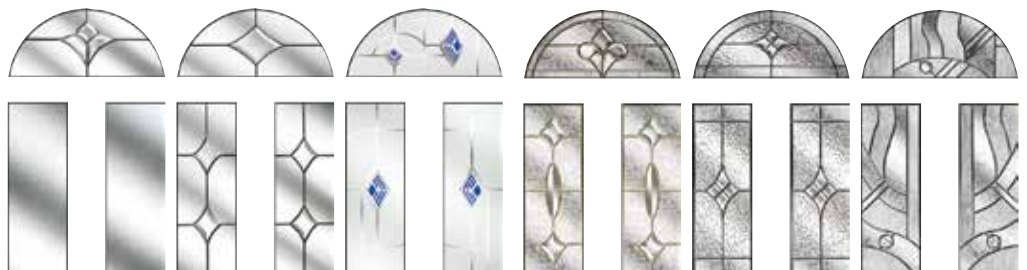
OUTER FRAME COLOURS AVAILABLE



U70

2 Panel 2 Square 1 Arch

With the 'brass & zinc door art glass' the actual glass sections are held within the chosen metal and are suspended in the glass cavity of the unit – hence achieving a most energy efficient triple glazed unit, with one side made of laminated glass.



Crystal Tulip Arch (on Stippolyte) Crystal Damond (on Stippolyte) Munro (Black, Blue, Green or Red) Brass Art Clarity (No Pattern Required) Zinc Art Elegance (No Pattern Required) Zinc Art Abstract (No Pattern Required)





6 Panel



4 Panel



OUTER FRAME COLOURS AVAILABLE

ALL COLOURS AVAILABLE
White inside only



The versatile range of twenty two door styles vary from a multi-panelled effect through to several contemporary designs, such as the **Twin Side** (bottom right).

The door shown in the main photograph is a **4 Panel Sunburst** which is available in all seven colour options and can be glazed (only) in all of the standard patterned glass.



4 Panel 1 Arch



Crystal Bohemia
Blue, Green, Red or Frost




Zinc Art Abstract
(No Pattern Required)



Crystal Tulip Arch
(on Stippolyte)



English Rose



Mackintosh Rose



Fleur



Crystal Harmony



Munro
Black, Blue, Green or Red

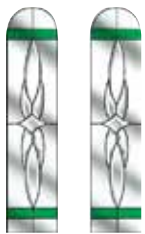


Brass Art Clarity
(No Pattern Required)



Zinc Art Elegance
(No Pattern Required)







Crystal Harmony
Blue, Green, Red or Frost




Crystal Diamond
(on Stippolyte)



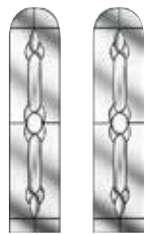
English
Rose




Mackintosh
Rose



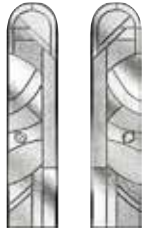
Fleur



Crystal
Bohemia



Zinc Art Elegance
(No Pattern Required)



Zinc Art Abstract
(No Pattern Required)



Brass Art Clarity
(No Pattern Required)



Munro
Black, Blue, Green or Red



3 Drop Diamond
(on Cotswold)
Blue, Green or Red



2 Panel 2 Arch



4 Panel Sunburst



U70

Both doors (in main image & below) have separate side screens coupled to them - various size coupling sections can be fitted. These depend upon the general design / size of the screen - it is also possible to centre a door between screens (aperture dimension permitting).

Twin Side



Crystal
Diamond
(on Stippolyte)



Munro
Black, Blue,
Green or Red



Brass Art
Clarity
(No Pattern Required)



Zinc Art
Elegance
(No Pattern Required)



Zinc Art
Abstract
(No Pattern Required)

TECHNICAL DETAILS

THE 44mm DOOR STYLES – are constructed as shown in the cross sectional view and hung on three heavy duty hinges which are fitted to the 70mm fully reinforced PVCu outer frame. The outer and inner skins are made from GRP (Glass Reinforced Plastic) and have a grained effect.



BSI WATERING TEST – The doors are tested using six litres of water every minute being sprayed directly at them achieving the BSEN 1027 : 2000 accreditation.

BSI PRESSURE TEST – Set within a pressurised chamber, this test starts at 500 pascal (63mph) rising to 800 pascal (83pmh) which is hurricane conditions.

Incidentally the door was further tested and still remained undistorted at 100mph in accordance with the Air Permeability test BSEN 1026 : 2000 and the Wind Resistance test BSEN 12211 : 2000.

THE U VALUE – for the solid unglazed door is 1.03 and the half glazed styles achieve a 1.46 value, both of which promote fuel saving 'ECO FRIENDLY' products, and meet the new building regulation requirement of less than 1.8 value.

DOOR STYLES WITH GLAZED AREAS – utilise a (patented) reglazable cassette incorporating a high security clip system (as shown in the image below) to meet the rigorous tests that are set so as to achieve the BS6375 & PAS24 accreditation.



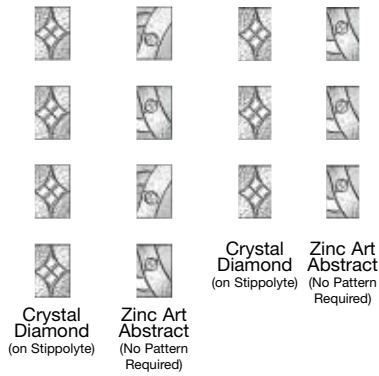
ALL UNITS WITHIN THE GLAZED DOORS ARE 24mm WITH LOW E TOUGHENED GLASS - some designs will only allow for a single pattern glass option and due to the triple glazing within the makeup of the 'Art Decorative' range there is no choice of pattern backing glass due to the overall effect of the design.



4 Square *



3 Square *



Crystal Diamond (on Stippolyte)

Zinc Art Abstract (No Pattern Required)

Crystal Diamond (on Stippolyte)

Zinc Art Abstract (No Pattern Required)



Security Chains
Black, Chrome and Brass

COMPOSITE DOORS THAT LOOK AS STRIKING FROM THE INSIDE AS THEY DO FROM THE OUTSIDE

It is possible on a selected amount of styles to incorporate an allround colour to the door leaf.

This feature can include door drip and edges of the leaf. The outer frame can compliment this.

'Oak on Oak' & 'Dark Wood on Dark Wood' Can be chosen in any of the styles below


Overall frame widths up to 958mm.



EXTERIOR



INTERIOR



Solid *




1 Square *



Diamond *

DOOR STYLES *
ON THIS PAGE
AVAILABLE IN
5 COLOURS



Red



White



Green



Blue



Black



2 Panel 1 Square




2x3 Drop Diamond (on Cotswold)
Blue, Green or Red



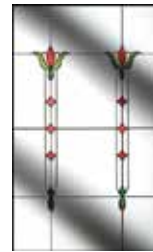
Crystal Diamond (on Stippolyte)



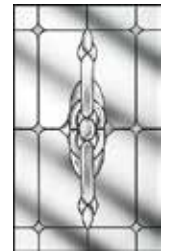
English Rose



Mackintosh Rose



Fleur



Crystal Bohemia



Crystal Harmony
Blue, Green, Red or Frost



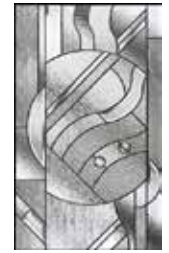
Munro
Black, Blue, Green or Red



Brass Art Clarity
(No Pattern Required)




Zinc Art Elegance
(No Pattern Required)



Zinc Art Abstract
(No Pattern Required)




OUTER FRAME COLOURS AVAILABLE



3 Drop Diamond (on Cotswold)
Blue, Green or Red




Crystal Diamond (on Stippolyte)



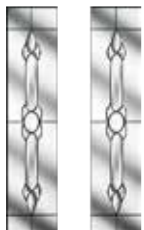
English Rose



Mackintosh Rose



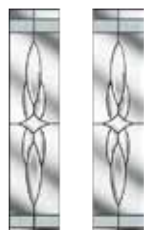
Fleur



Crystal Bohemia




Munro
Black, Blue, Green or Red



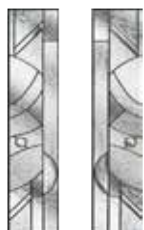
Crystal Harmony
Blue, Green, Red or Frost



Brass Art Clarity
(No Pattern Required)



Zinc Art Elegance
(No Pattern Required)



Zinc Art Abstract
(No Pattern Required)

ALL COLOURS AVAILABLE
White inside only



2 Panel 2 Square with Top Light






Cottage Half Glaze



Zinc Art Abstract
(No Pattern Required)



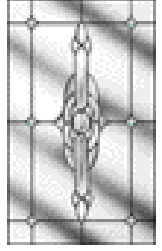
English Rose




Mackintosh Rose




Fleur




Crystal Bohemia




Zinc Art Elegance
(No Pattern Required)




Brass Art Clarity
(No Pattern Required)




Crystal Diamond
(on Stippolyte)



Crystal Harmony
Blue, Green, Red or Frost



Munro
Black, Blue, Green or Red



2x3 Drop Diamond
(on Cotswold)
Blue, Green or Red

HINGES

The standard slimline hinge as shown is adjustable (should this be necessary) and has been tested in conjunction with PAS023/024 Accreditation.

OPTIONAL COLOURS



STANDARD WHITE



TECHNICAL DETAILS

LOCK

ALL DOORS ARE FITTED WITH A HIGH SECURITY MULTI-POINT LOCKING SYSTEM.



LEVER



Brass Finish

PAD



Nickle Finish

DOOR KNOCKER WITH SPYHOLE



Available without Spyhole

HANDLES, LETTERPLATES & KNOCKERS ARE AVAILABLE IN CHROME, GOLD, BLACK AND WHITE FINISHES.

LETTERPLATE



THUMBTURN



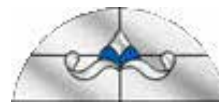
A OPTIONAL THUMB TURN FACILITY (NICKEL/ BRASS) CAN BE REQUESTED TO ALL U70 COMPOSITE DOORS

Note : The furniture & hardware images shown depict the general & current design, although minor alterations may occur from time of print.

Circle



Fleur



Crystal Bohemia
Blue, Green, Red or Frost



Zinc Art Elegance
(No Pattern Required)



Zinc Art Abstract
(No Pattern Required)



English Rose



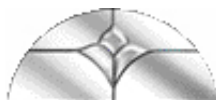
Mackintosh Rose



Munro
Black, Blue, Green or Red



Brass Art Clarity
(No Pattern Required)




Crystal Tulip Arch
(on Stippolyte)



Crystal Harmony



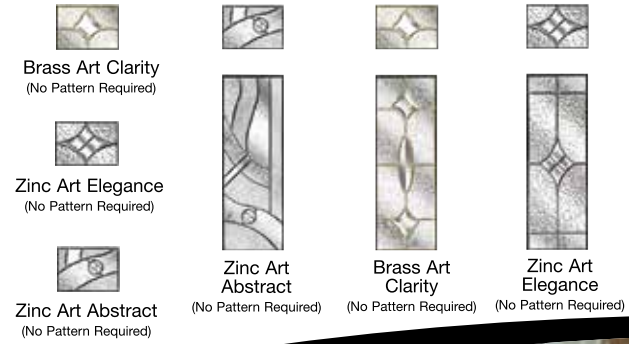


ALL COLOURS AVAILABLE

White inside only



Enhance the appearance of the front of your property with a `combination frame` utilising a Composite Door and a relative designed Side Panel, or two if the opening size permits! The panels (seven styles) exactly match the corresponding door panel style and are available in all colour options with the choice of glazing in either any of the `standard glass patterns` or the designs shown above and to the right. Minimum width 390mm.



OUTER FRAME COLOURS AVAILABLE

U70

Composite Side Panels



QUALITY MADE COMPOSITE DOORS



THE WHITE GRAINED DOORS SHOWN ON RIGHT AND ABOVE ARE ONLY MANUFACTURED IN WHITE COLOUR BOTH SIDES AND WITH A CHOICE OF THE 'STANDARD GLASS PATTERNS'.

2 Panel 1 Grill



2 Panel Sunburst

